



2024 annual report to the Community

Lincoln Gardens Primary School

Lincoln Gardens Primary School number: 1158

Partnership: Port Lincoln



School principal:

Sandra Spencer

Date of endorsement:

07/04/2025



Government of South Australia
Department for Education

Context Statement

Lincoln Gardens Primary School caters for students from R-6. At the time of this report, the enrolment in 2024 is 43. Lincoln Gardens Primary School is classified as Category 1 on the Department for Education Index of Educational Disadvantage. At the time of this report, the school population includes 88% Aboriginal students, 14% students with disabilities, 49% students with English as an additional language or dialect (EALD) funded background, 2% children/young people in care. Further information about the school is available on the school's website (including its context statement), as well as the My School website.

Data Source: Department for Education data holdings from Mid census captured in AUGUST 2024.

Governing Council Report

Sarah Casserly was elected as Chairperson, Tammy O'Reilly as Secretary, and Natasha Mundy as Treasurer. Blayne Hillbrich joined as a member, and Tegan Bullock was elected as the Community Member.

At the start of the year, the Principal outlined the roles, responsibilities, purpose, and legal obligations of Governing Council members. Although small in number, we were able to begin planning for future learning initiatives and community engagement at Lincoln Gardens, with strong support from the Principal and Staff Representative.

Throughout the year, the Governing Council supported school events such as Sports Day and Open Night by baking, and selling biscuits, cakes, and slices. We held meetings twice per term; however, at times, it was challenging to reach a quorum. We continue to encourage community members to attend, listen, and contribute to discussions about what is happening in and around the school.

We proudly nominated Kelly Lewin for the Rowan Ramsey Award in recognition of her dedication and commitment to supporting all LGPS students, families, and staff. Kelly is outstanding in her role and consistently volunteers her personal time, always seeking ways to enhance the wellbeing of the entire school community.

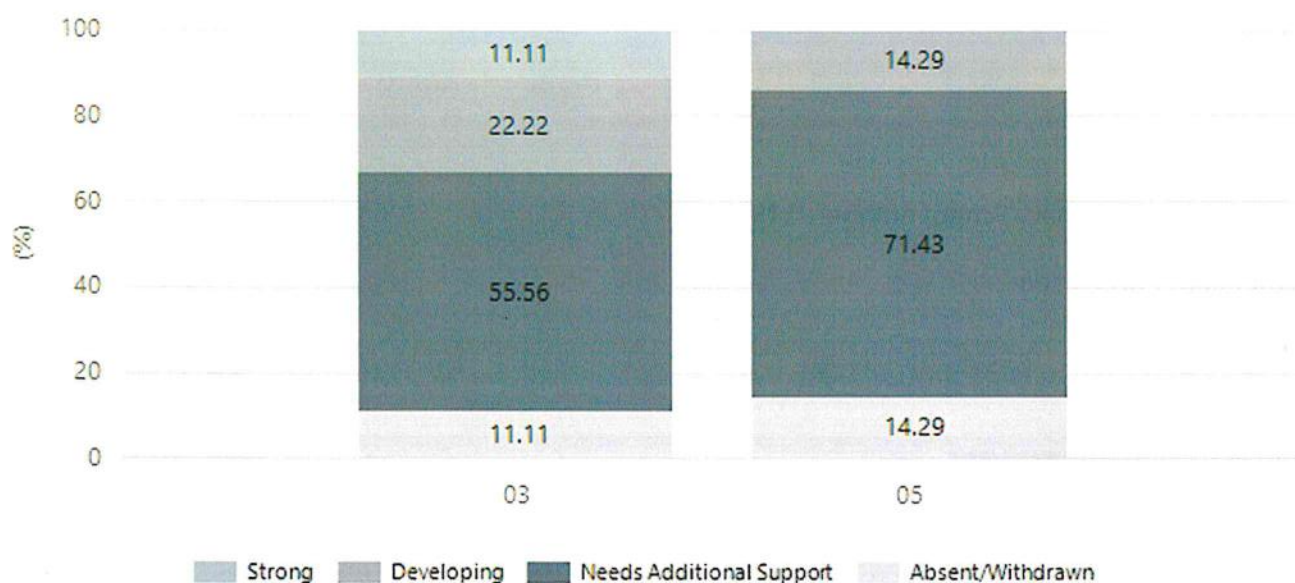
Looking ahead, we hope to increase the number of Governing Council members and continue contributing to the development and future success of the school.

Performance Summary

NAPLAN Proficiency

In 2023 the Australian Curriculum, Assessment and Reporting Authority (ACARA) - a Commonwealth Independent statutory authority - announced changes to NAPLAN performance reporting. The new approach replaces the previous numerical NAPLAN bands and the national minimum standard.

Numeracy

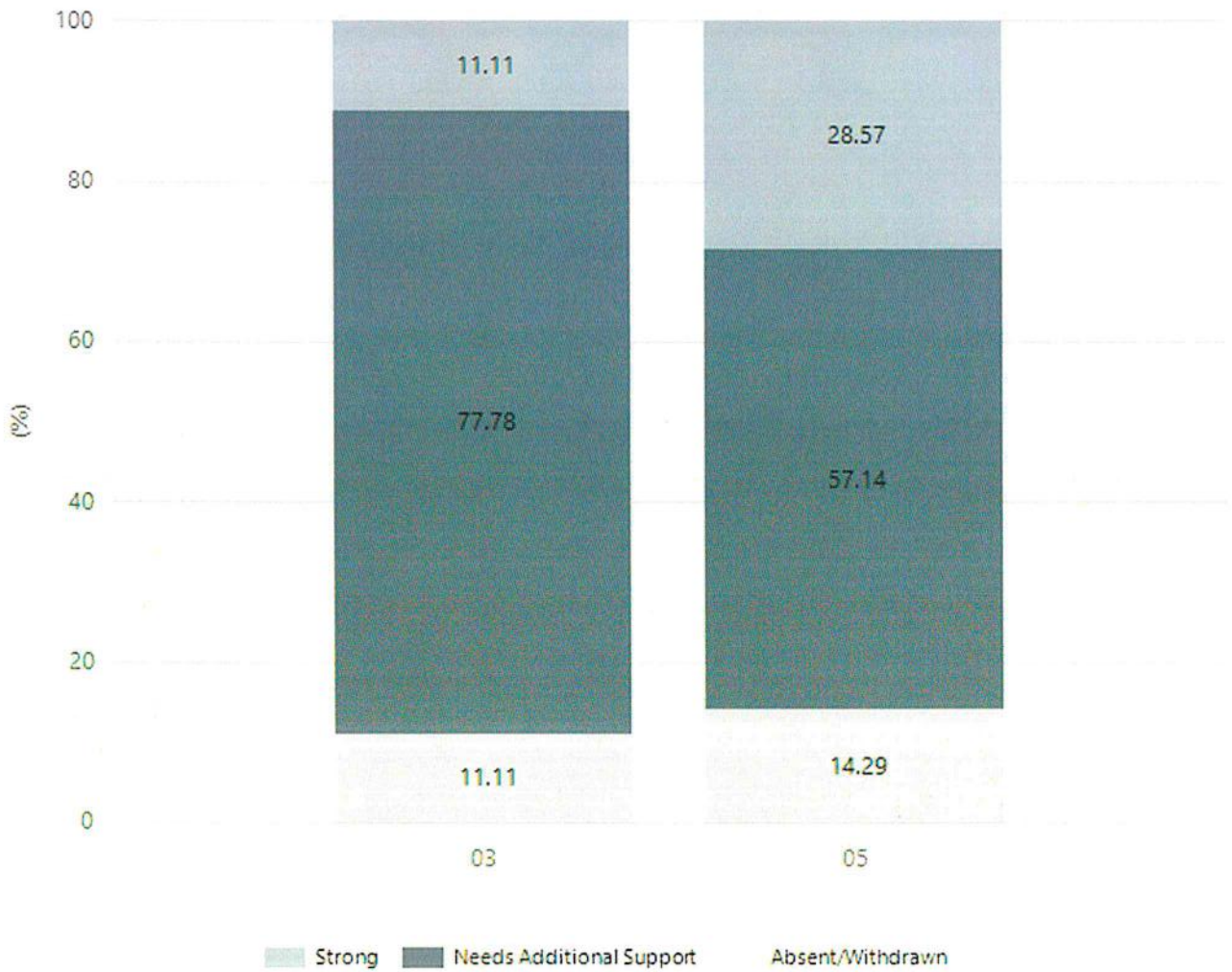


Year Level	03	05
Strong	1	
Developing	2	1
Needs Additional Support	5	5

Absent/Withdrawn	1	1
Total	9	7

Data Source: Department for Education Assessment Data Holdings, 2024. If there are less than 6 students who sat NAPLAN in a school, no information will be shown. If a year level has less than 6 students, that year level will not be shown in NAPLAN results.


Reading



Year Level	03	05
Strong	1	2
Needs Additional Support	7	4
Absent/Withdrawn	1	1
Total	9	7

Data Source: Department for Education Assessment Data Holdings, 2024. If there are less than 6 students who sat NAPLAN in a school, no information will be shown. If a year level has less than 6 students, that year level will not be shown in NAPLAN results.

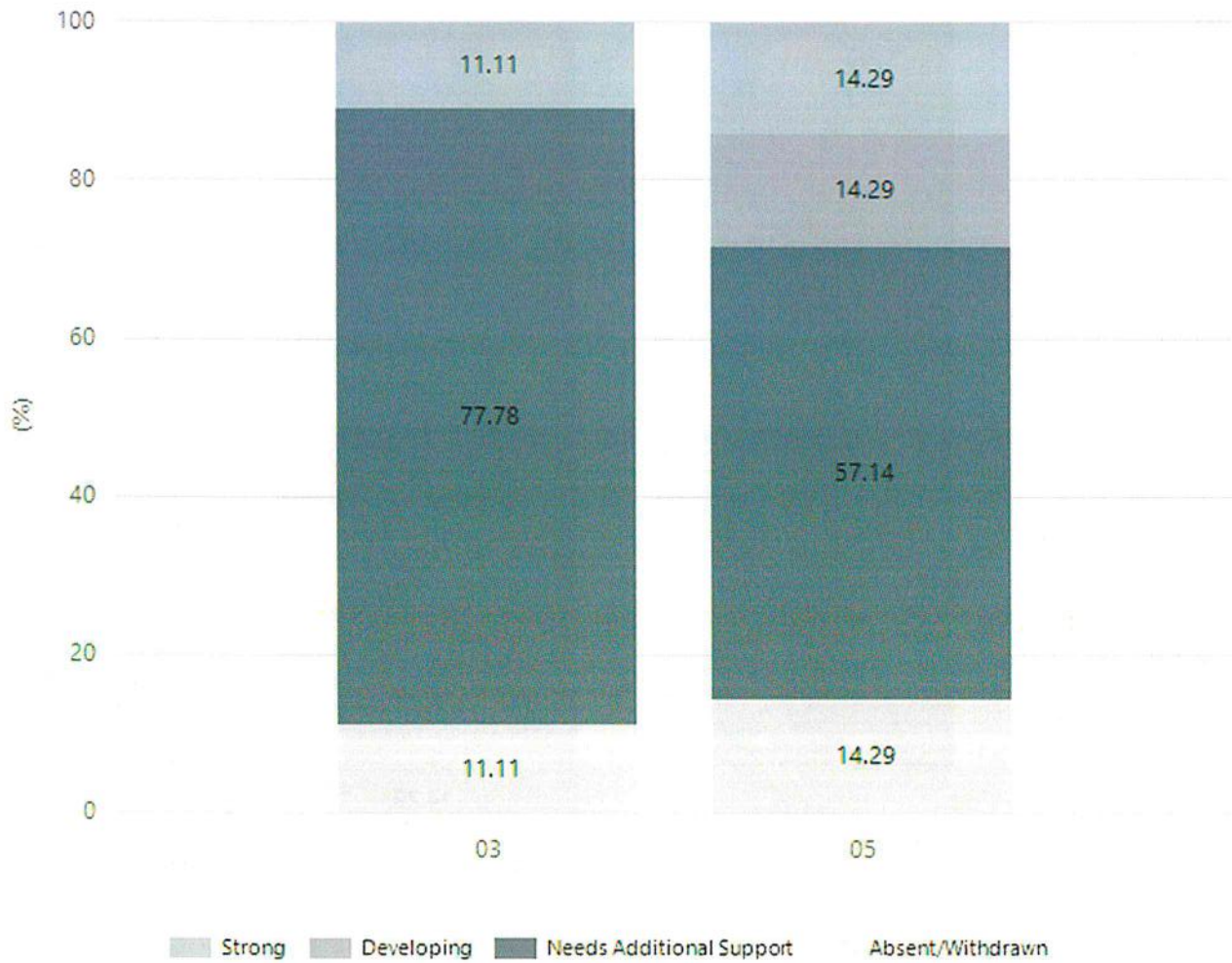
Writing



Year Level	03	05
Strong		1
Developing	1	2
Needs Additional Support	7	3
Absent/Withdrawn	1	1
Total	9	7

Data Source: Department for Education Assessment Data Holdings, 2024. If there are less than 6 students who sat NAPLAN in a school, no information will be shown. If a year level has less than 6 students, that year level will not be shown in NAPLAN results.

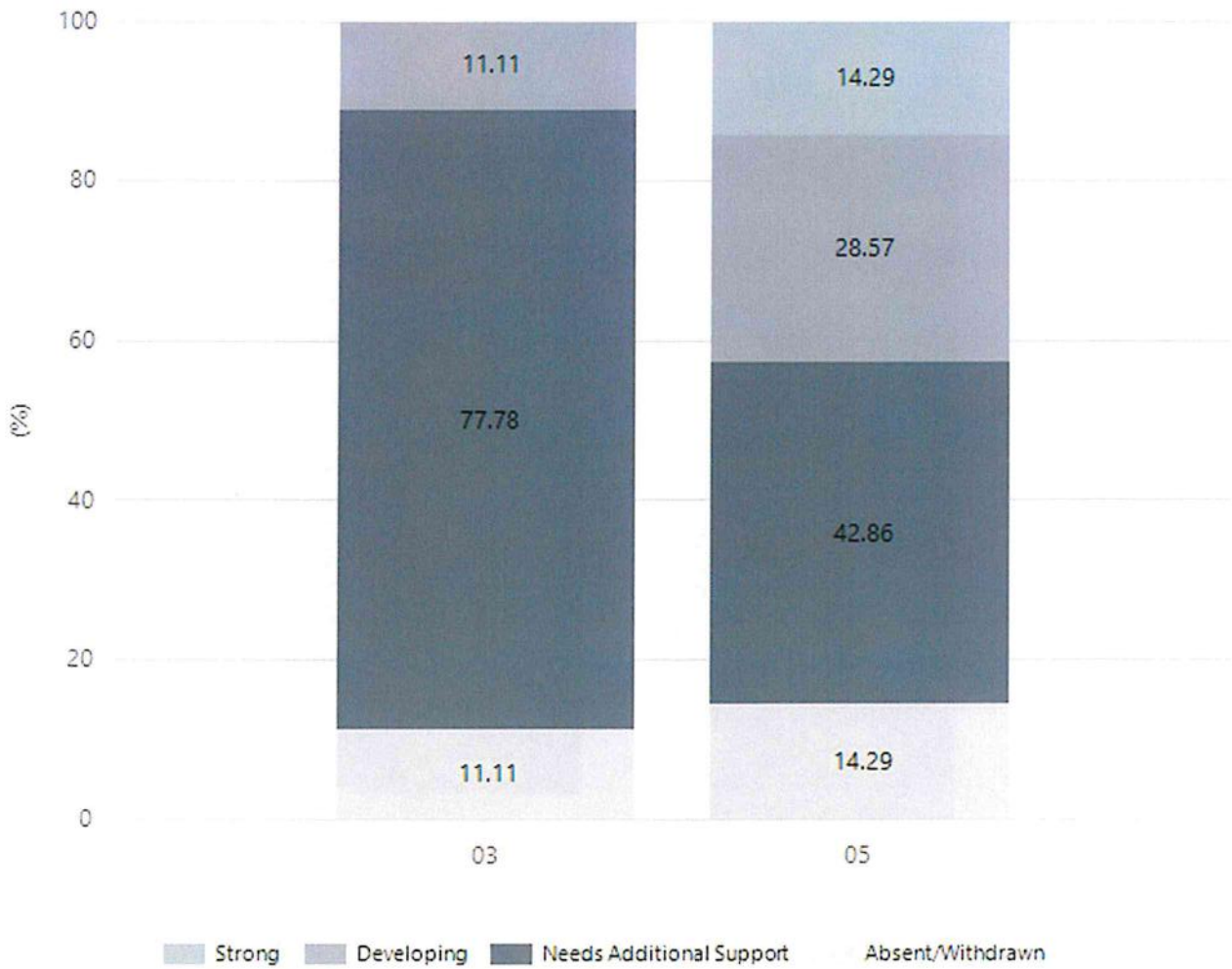
Grammar



Year Level	03	05
Strong	1	1
Developing		1
Needs Additional Support	7	4
Absent/Withdrawn	1	1
Total	9	7

Data Source: Department for Education Assessment Data Holdings, 2024. If there are less than 6 students who sat NAPLAN in a school, no information will be shown. If a year level has less than 6 students, that year level will not be shown in NAPLAN results.

Spelling

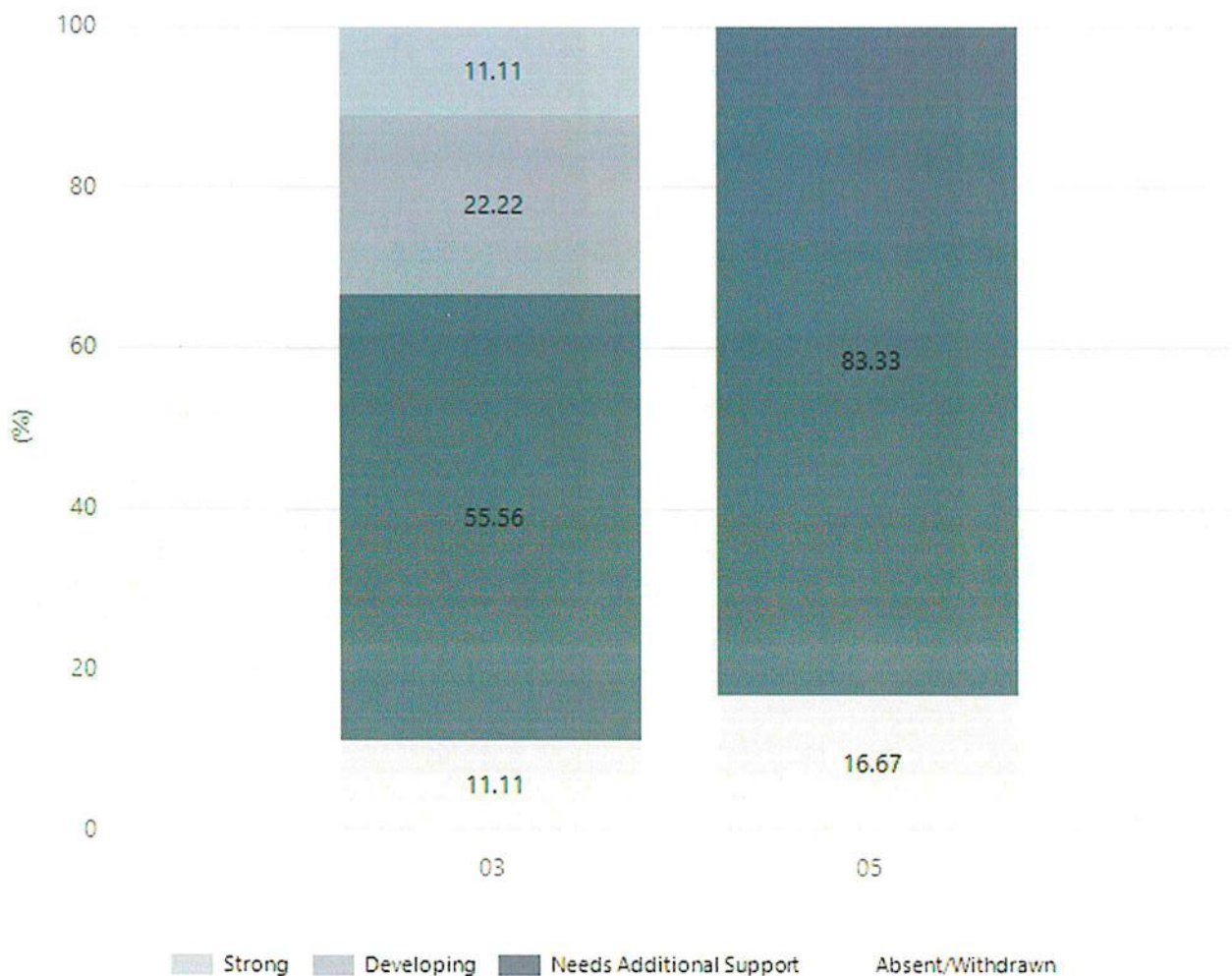


Year Level	03	05
Strong		1
Developing	1	2
Needs Additional Support	7	3
Absent/Withdrawn	1	1
Total	9	7

Data Source: Department for Education Assessment Data Holdings, 2024. If there are less than 6 students who sat NAPLAN in a school, no information will be shown. If a year level has less than 6 students, that year level will not be shown in NAPLAN results.

NAPLAN Proficiency - Aboriginal Learners


Numeracy



Year Level	03	05
Strong	1	
Developing	2	
Needs Additional Support	5	5
Absent/Withdrawn	1	1
Total	9	6

Data Source: Department for Education Assessment Data Holdings, 2024. If there are less than 6 students who sat NAPLAN in a school, no information will be shown. If a year level has less than 6 students, that year level will not be shown in NAPLAN results. Only data for Aboriginal learners is displayed.

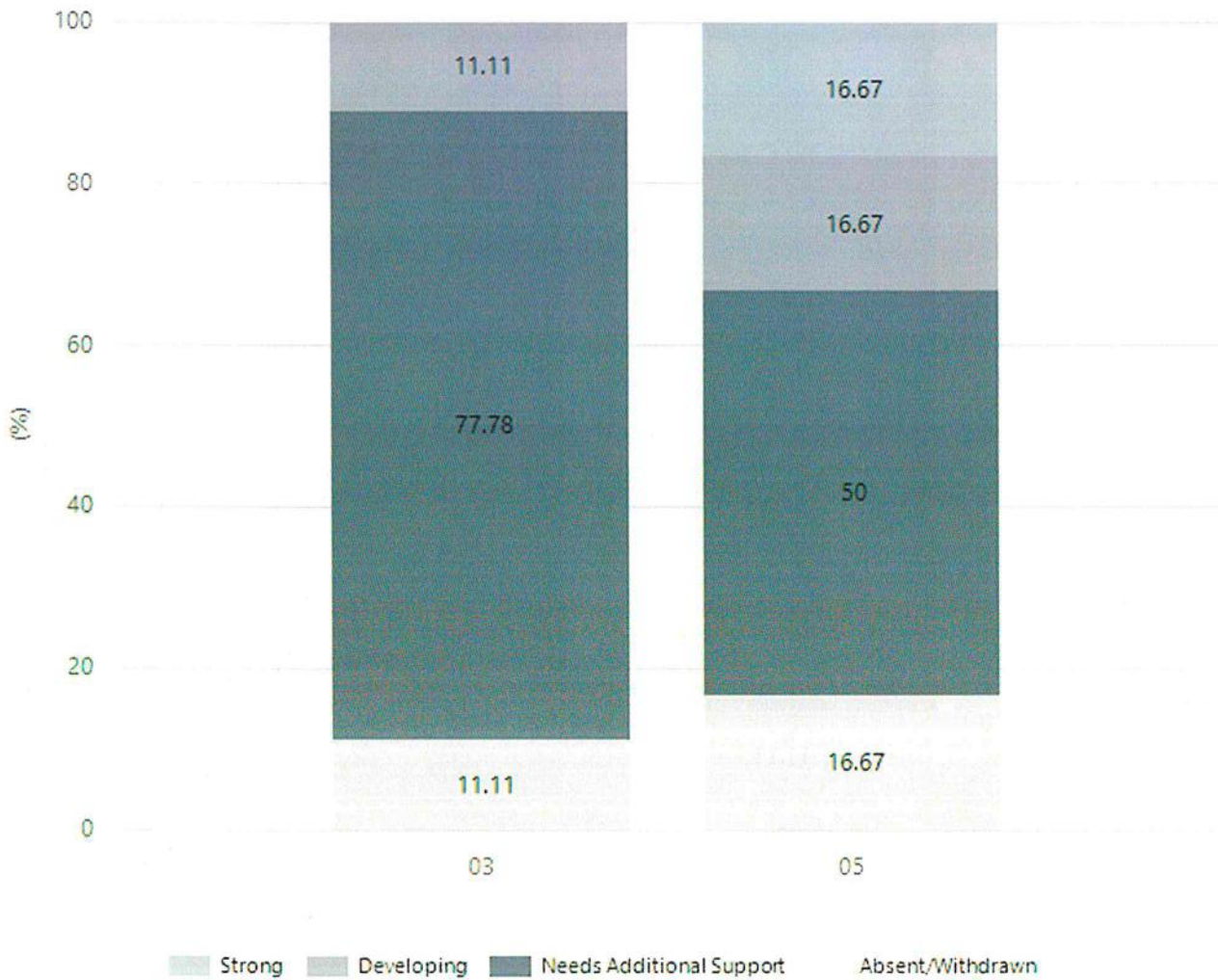
Reading



Year Level	03	05
Strong	1	1
Needs Additional Support	7	4
Absent/Withdrawn	1	1
Total	9	6

Data Source: Department for Education Assessment Data Holdings, 2024. If there are less than 6 students who sat NAPLAN in a school, no information will be shown. If a year level has less than 6 students, that year level will not be shown in NAPLAN results. Only data for Aboriginal learners is displayed.


Writing



Year Level	03	05
Strong		1
Developing	1	1
Needs Additional Support	7	3
Absent/Withdrawn	1	1
Total	9	6

Data Source: Department for Education Assessment Data Holdings, 2024. If there are less than 6 students who sat NAPLAN in a school, no information will be shown. If a year level has less than 6 students, that year level will not be shown in NAPLAN results. Only data for Aboriginal learners is displayed.

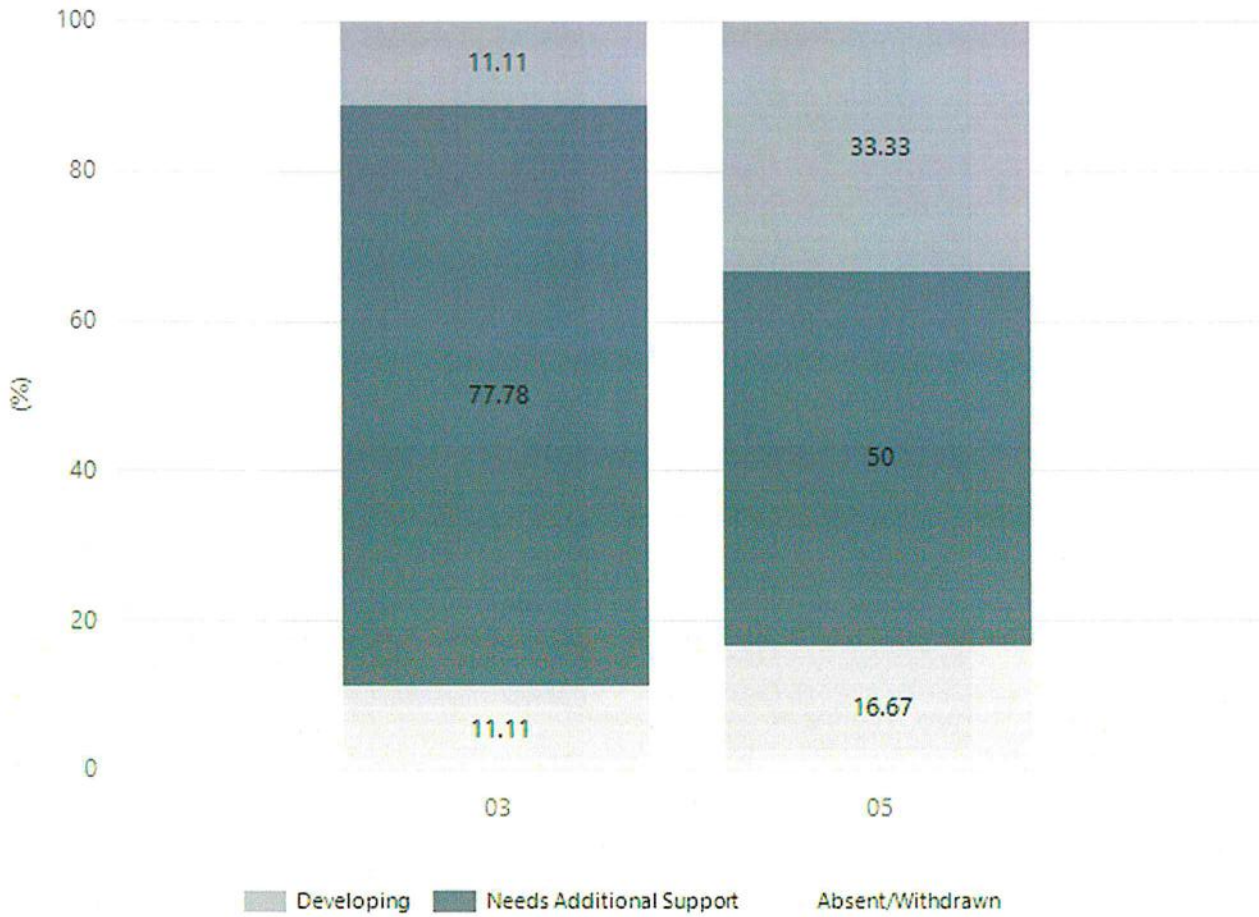
Grammar



Year Level	03	05
Strong	1	
Developing		1
Needs Additional Support	7	4
Absent/Withdrawn	1	1
Total	9	6

Data Source: Department for Education Assessment Data Holdings, 2024. If there are less than 6 students who sat NAPLAN in a school, no information will be shown. If a year level has less than 6 students, that year level will not be shown in NAPLAN results. Only data for Aboriginal learners is displayed.

Spelling



Year Level	03	05
Developing	1	2
Needs Additional Support	7	3
Absent/Withdrawn	1	1
Total	9	6

Data Source: Department for Education Assessment Data Holdings, 2024. If there are less than 6 students who sat NAPLAN in a school, no information will be shown. If a year level has less than 6 students, that year level will not be shown in NAPLAN results. Only data for Aboriginal learners is displayed.

School Attendance

Year Level	2022	2023	2024
Reception	80.8%	50.3%	59.6%
Year 01	63.8%	79.9%	60.6%
Year 02	65.5%	55.4%	78.9%
Year 03	59.8%	58.9%	65.2%
Year 04	79.5%	67.0%	48.0%
Year 05	75.3%	60.3%	58.1%
Year 06	68.8%	74.8%	46.4%
Total	69.1%	63.6%	61.0%

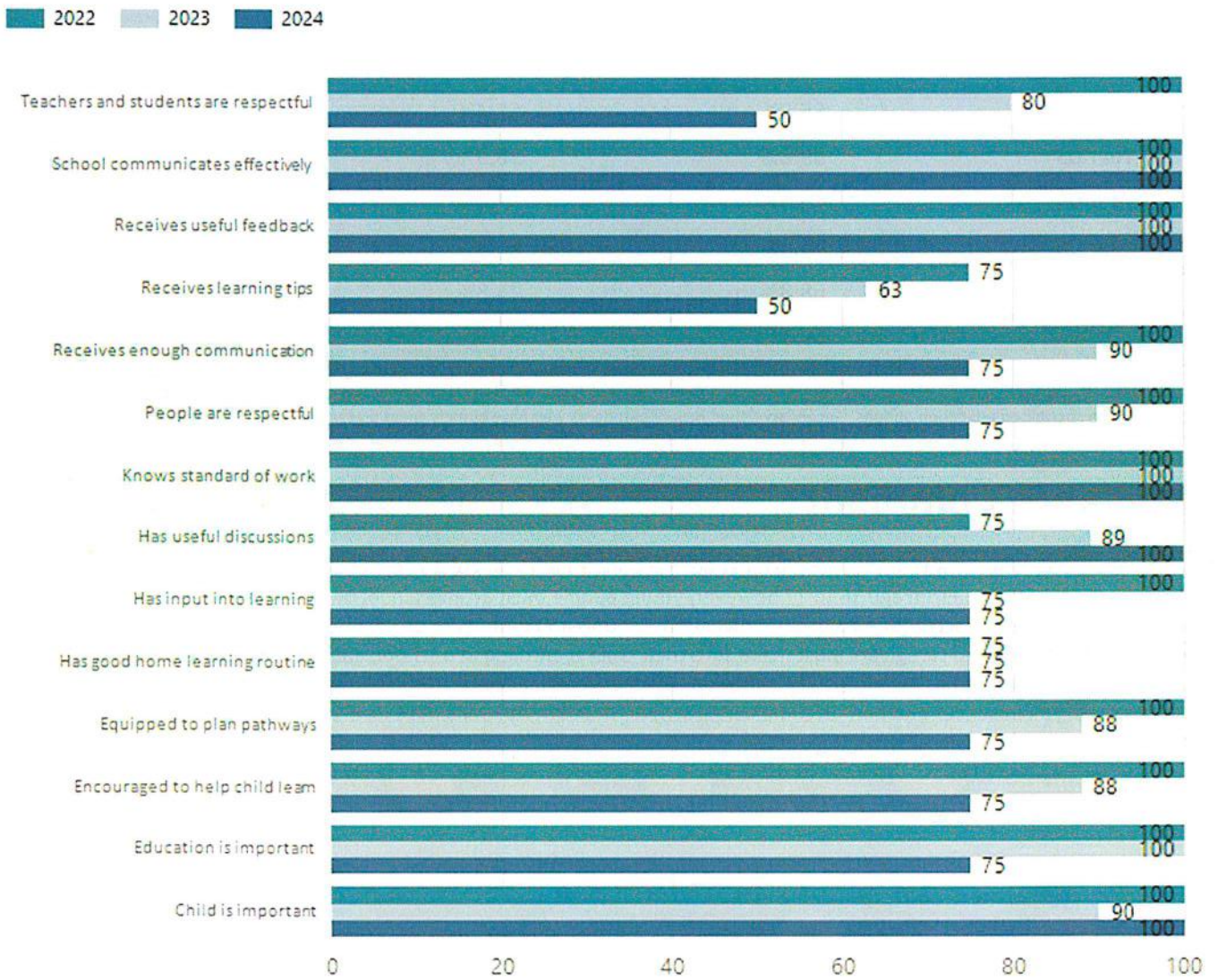
Data Source: Department for Education Attendance Data, Semester 1 Report 2024. A blank cell indicates there were no students enrolled. 'Primary Other' includes students enrolled in specialised education options. 'Secondary Other' includes students who have already spent a year at Year 12 and elected to undertake further study at Year 12.

Attendance Comment

In South Australia, all children and young people must be in school from 6 years to 16 years old. They must attend a government or non-government school full time. From age 16 to 17 however, young people must attend school or an approved learning program (such as an apprenticeship, traineeship, accredited course or university). Schools and parents must encourage and support students to come to school every day. Parents and caregivers must make sure their child is enrolled in a school, and attends school all day and everyday it is open, unless a child is sick or has an approved exemption. Teachers and leaders actively follow up when a student misses school, including recording all absences and non-attendance. All schools in South Australia have local attendance procedures governed under the Education and Children's Services Regulations 2020.

School Parent Opinion Survey Results

Proportion of agree/strongly agree response(%)



Data Source: 2024 Department for Education Parent Opinions Survey, Term 3 2024.

Intended Destination

Leave Reason	Number	%
IS - INTERSTATE	1	11.0%
NS - LEFT SA FOR NSW	2	22.0%
TG - TRANSFERRED TO SA GOVERNMENT SCHOOL	3	33.0%
WA - LEFT SA FOR WA	3	33.0%

Data Source: Department for Education Destination Data Report, 2024. Data extract term 3 2024. Data shows recorded destinations for students that left the school in the previous year. Data is uploaded by schools in term 3 and may not reflect final or total figures at time of report creation.

Highest Qualifications held by the teaching workforce and workforce composition

All teachers at this school are qualified and registered with the SA Teachers Registration Board.

Qualification Level	Number of Qualifications
Bachelor's degrees or Diplomas	7
Postgraduate Qualifications	2

Data Source: Data extracted from Mandatory Workforce Information Collections as on the last pay date of June 2024. As self-reported by staff in the system.

Please note: Data includes staff who are Actively employed and on extended paid leave. Please note only the highest qualification of the Teaching staff is reported. Excludes any number of other certifications earned.

Workforce composition including indigenous staff

	Teaching Staff		Non-Teaching Staff	
	Indigenous	Non-Indigenous	Indigenous	Non-Indigenous
Full-Time Equivalents	0.0	8.6	1.0	4.6
Persons	0.0	10.0	2.0	6.0

Data Source: Data extracted from Mandatory Workforce Information Collection as on the last pay date of June 2024.

Please note: Data includes staff who are actively employed and on extended paid leave. "Indigenous category" is self-reported by staff in the system.

Financial Statement

Funding Source	Amount
Grants: State	413870.20
Grants: Commonwealth	104161.29
Parent Contributions	9832.00
Fund Raising	920.00
Other	1181098.23

Data Source: School supplied data.