

2023 annual report to the Community

Lincoln Gardens Primary School

Lincoln Gardens Primary School number: 1158

Partnership: Port Lincoln



School principal:

Sandra Spencer

Signature

Date of endorsement:

22/02/2024



Context Statement

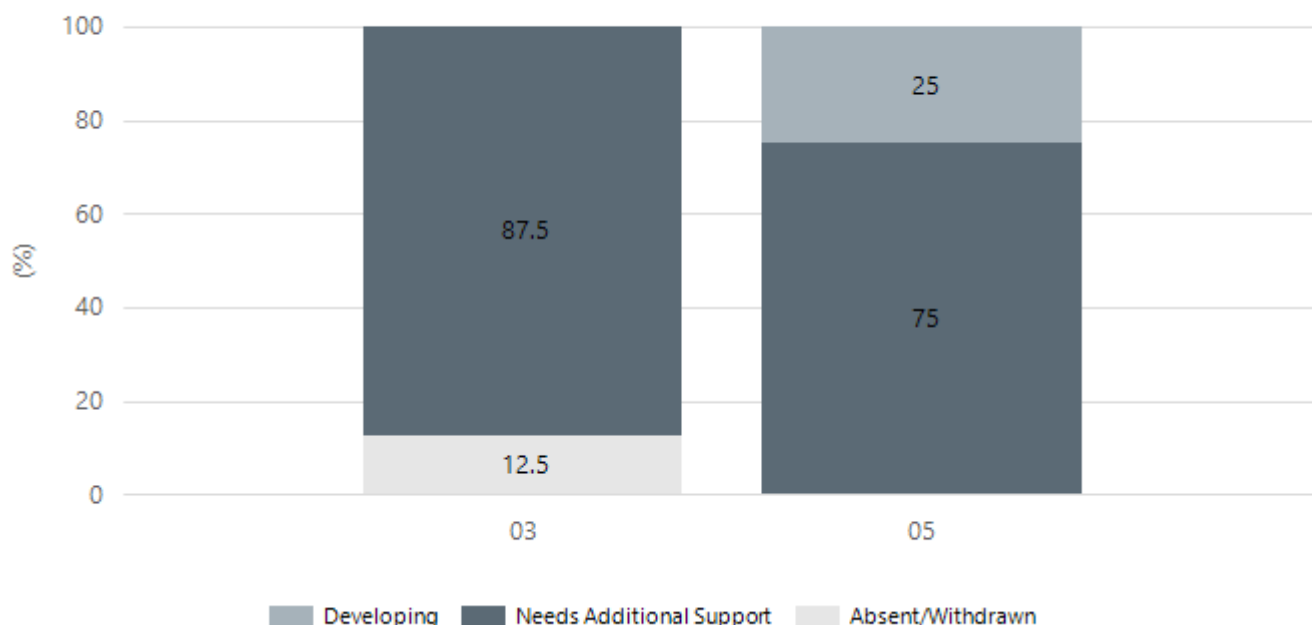
Lincoln Gardens Primary School caters for students from R-6. At the time of this report, the enrolment in 2023 is 54. Lincoln Gardens Primary School is classified as Category 1 on the Department for Education Index of Educational Disadvantage. At the time of this report, the school population includes 91% Aboriginal students, 20% students with disabilities, 37% students with English as an additional language or dialect (EALD) funded background, 6% children/young people in care. Further information about the school is available on the school's website (including its context statement), as well as the My School website.

Performance Summary

NAPLAN Proficiency

In 2023, the Australian Curriculum, Assessment and Reporting Authority (ACARA) - a Commonwealth Independent statutory authority - announced changes to NAPLAN performance reporting. This new way of reporting by ACARA that NAPLAN results from 2023 will not be comparable to previous years. The new approach replaces the previous numerical NAPLAN bands and the national minimum standard.

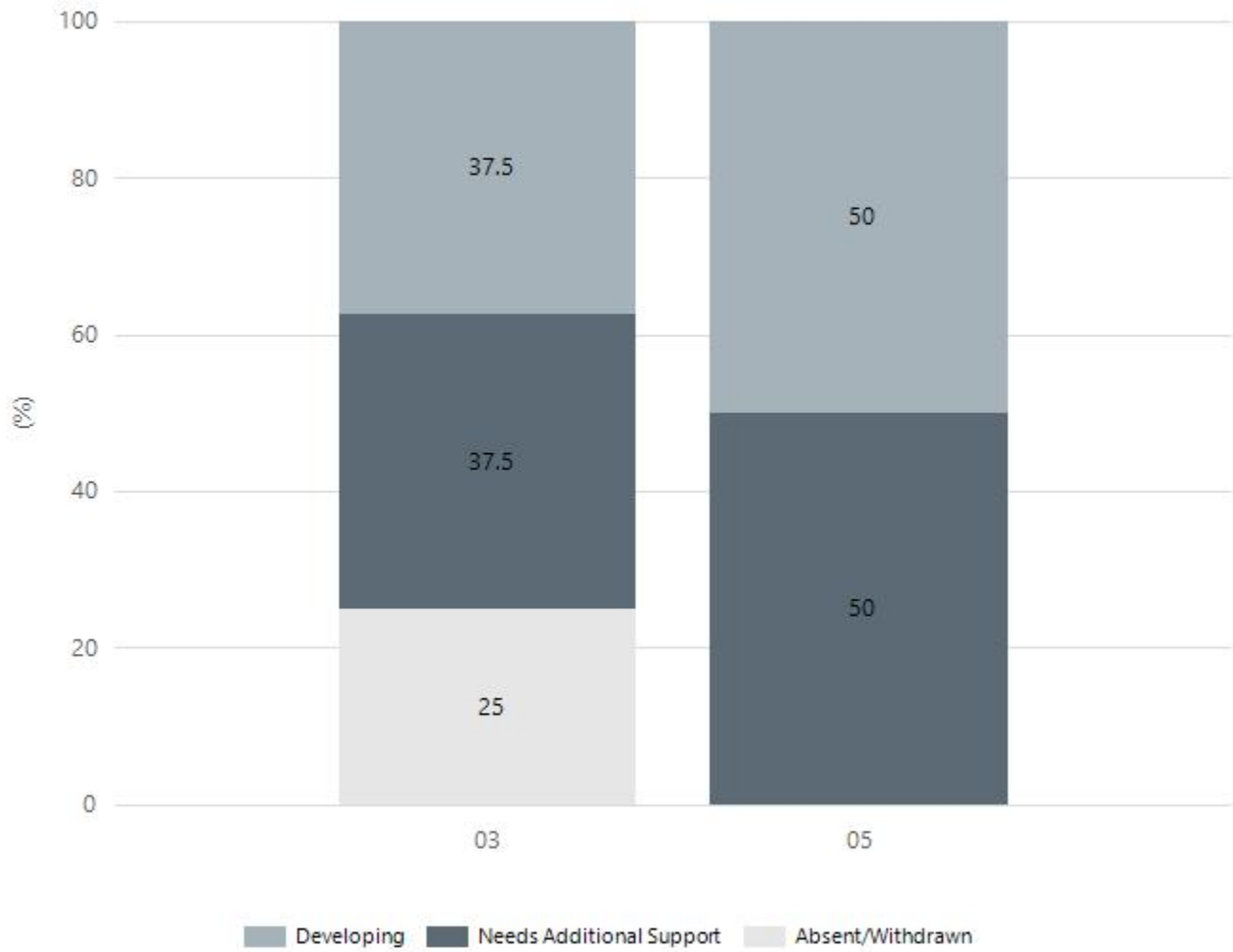
Numeracy



Year Level	03	05
Developing		1
Needs Additional Support	7	3
Absent/Withdrawn	1	
Total	8	4

Data Source: Department for Education Assessment Data Holdings, 2023. When there are less than six students in a cohort, no data is supplied.

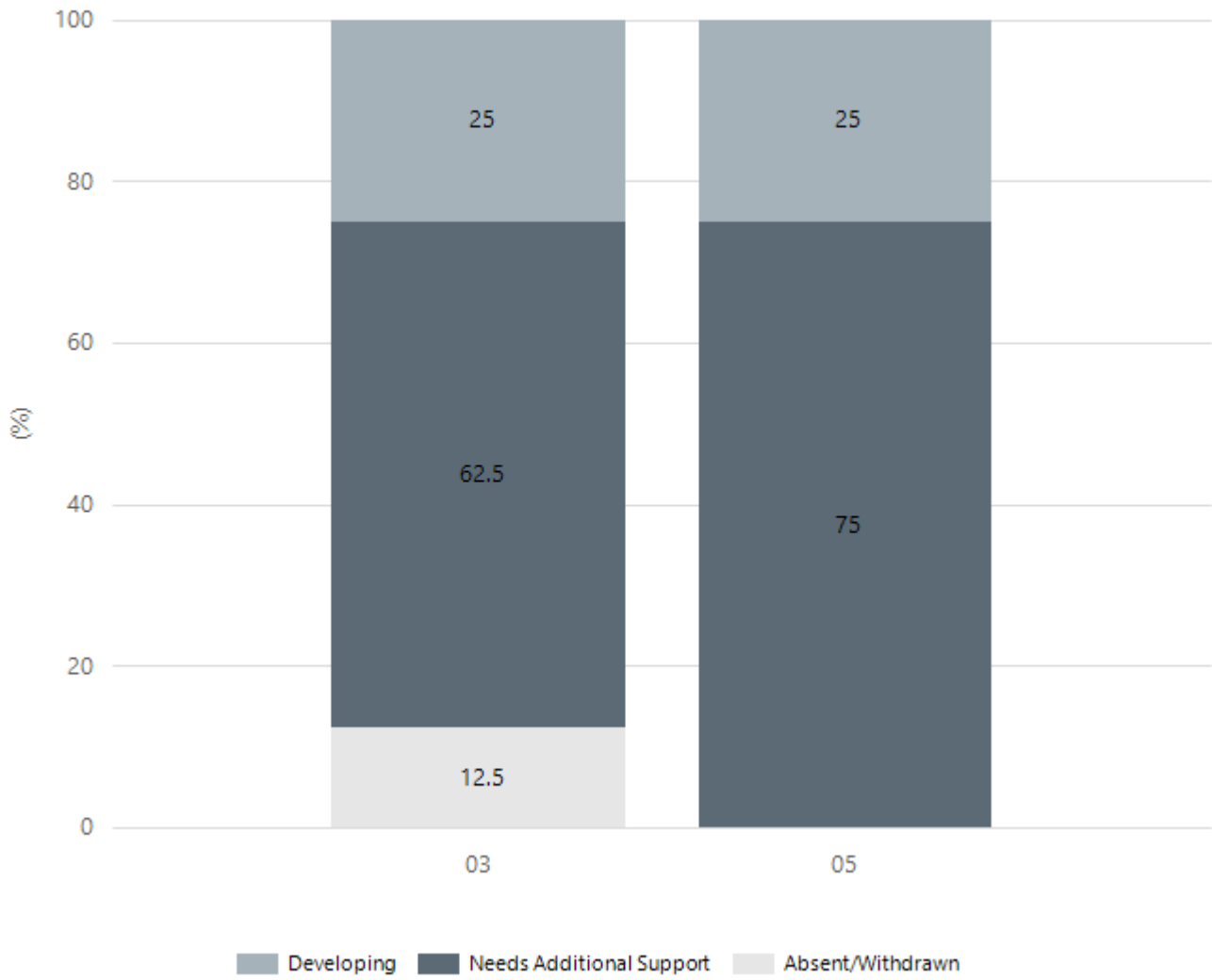
Reading



Year Level	03	05
Developing	3	2
Needs Additional Support	3	2
Absent/Withdrawn	2	
Total	8	4

Data Source: Department for Education Assessment Data Holdings, 2023. When there are less than six students in a cohort, no data is supplied.

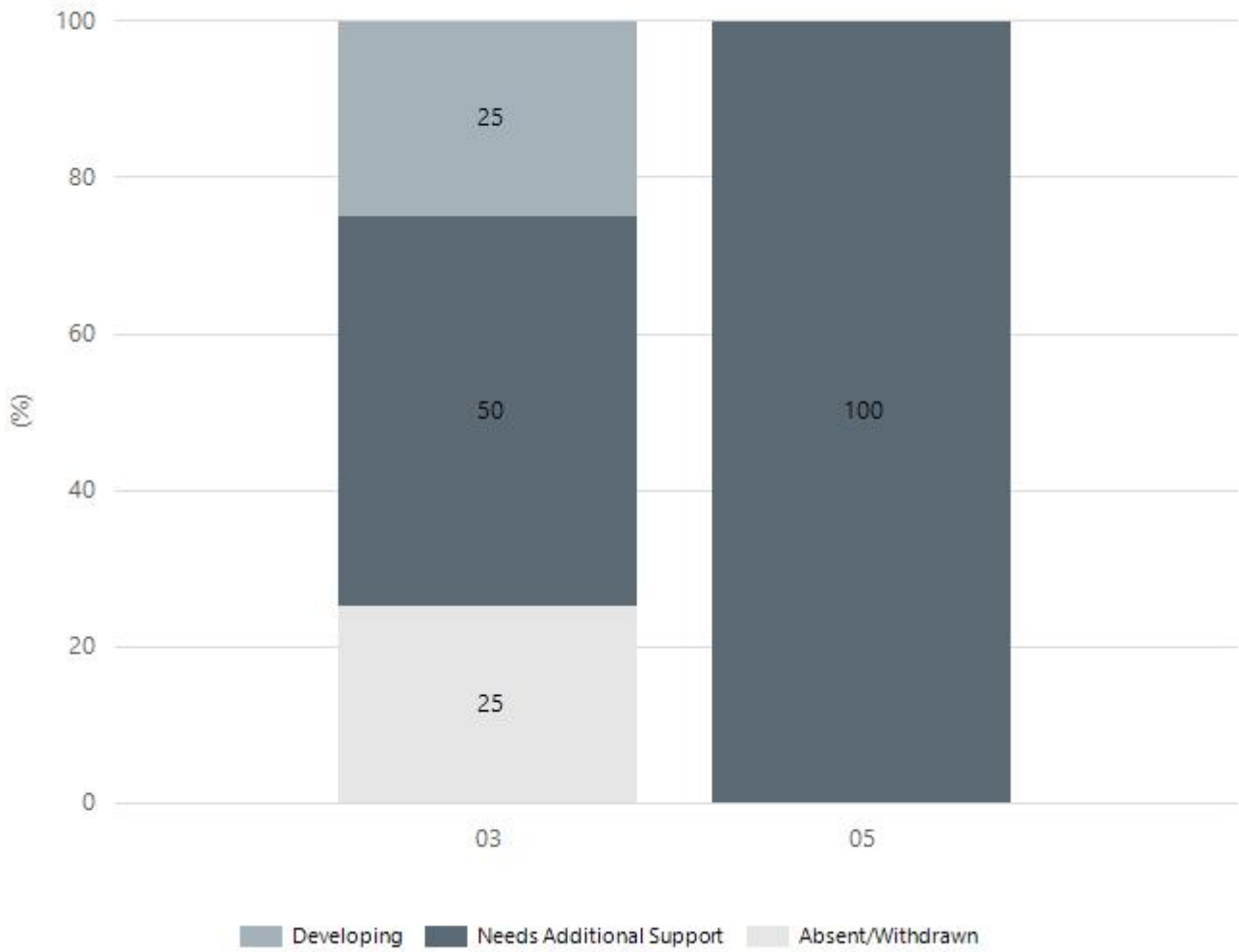
Writing



Year Level	03	05
Developing	2	1
Needs Additional Support	5	3
Absent/Withdrawn	1	
Total	8	4

Data Source: Department for Education Assessment Data Holdings, 2023. When there are less than six students in a cohort, no data is supplied.

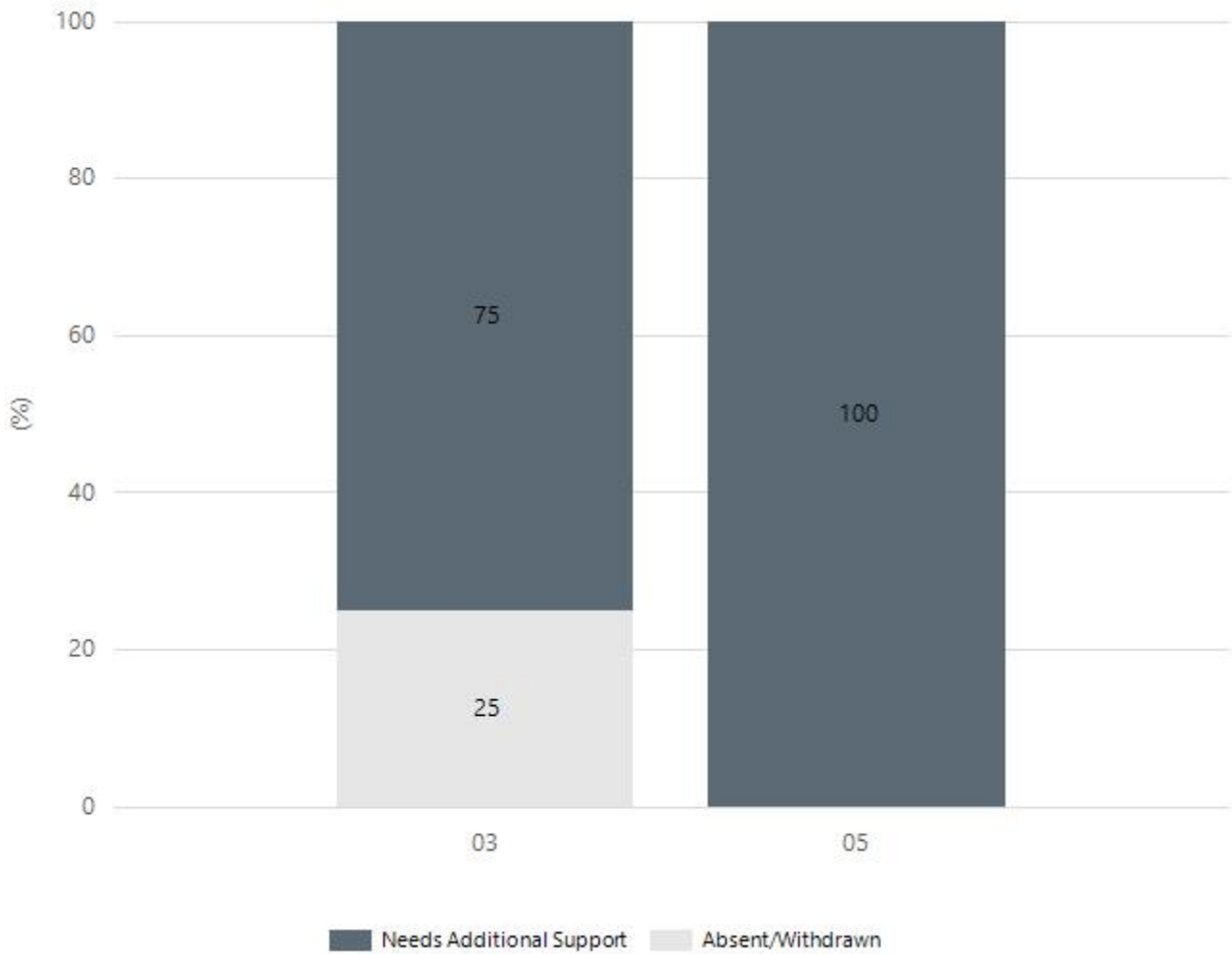
Grammar



Year Level	03	05
Developing	2	
Needs Additional Support	4	4
Absent/Withdrawn	2	
Total	8	4

Data Source: Department for Education Assessment Data Holdings, 2023. When there are less than six students in a cohort, no data is supplied.

Spelling

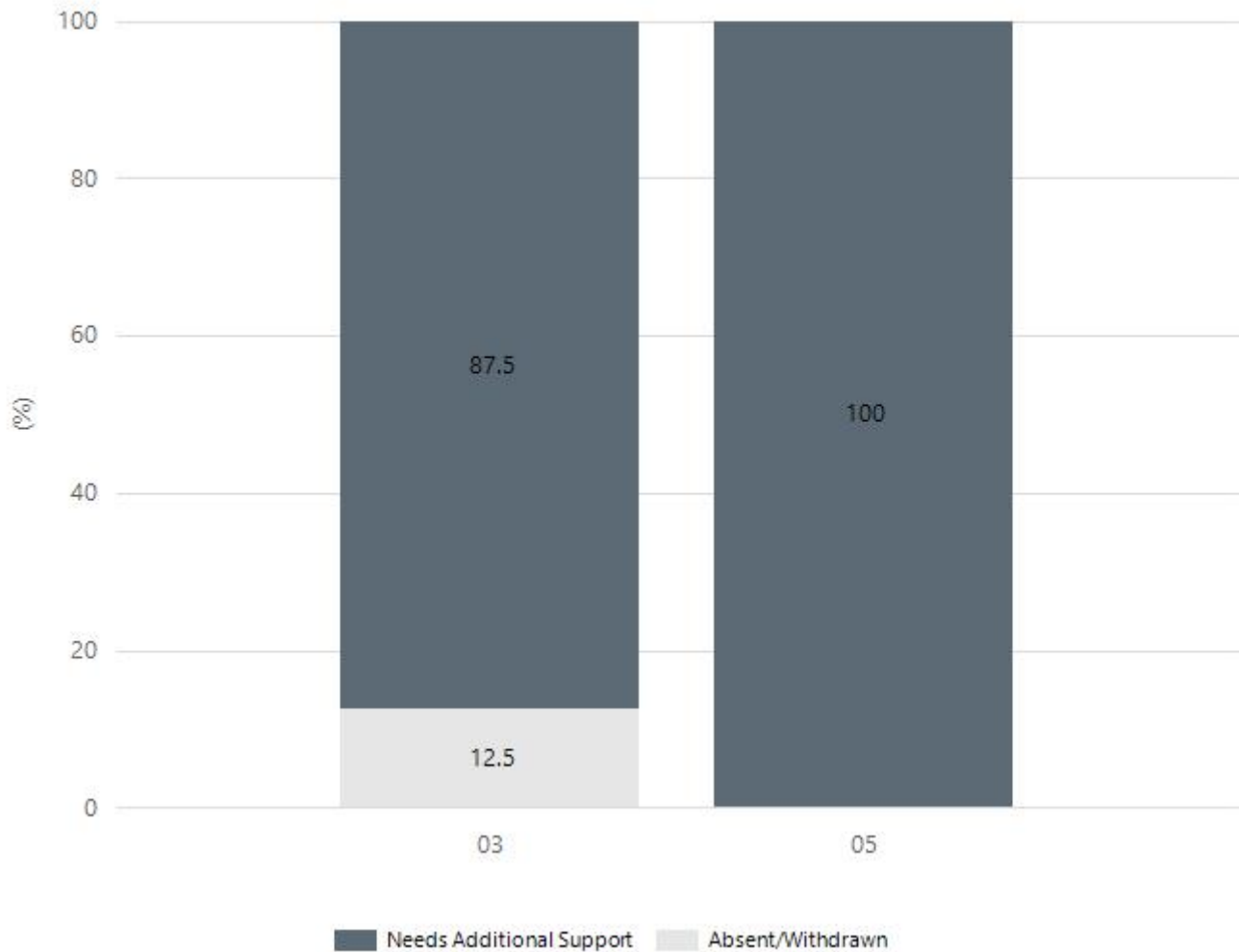


Year Level	03	05
Needs Additional Support	6	4
Absent/Withdrawn	2	
Total	8	4

Data Source: Department for Education Assessment Data Holdings, 2023. When there are less than six students in a cohort, no data is supplied.

NAPLAN Proficiency - Aboriginal Learners

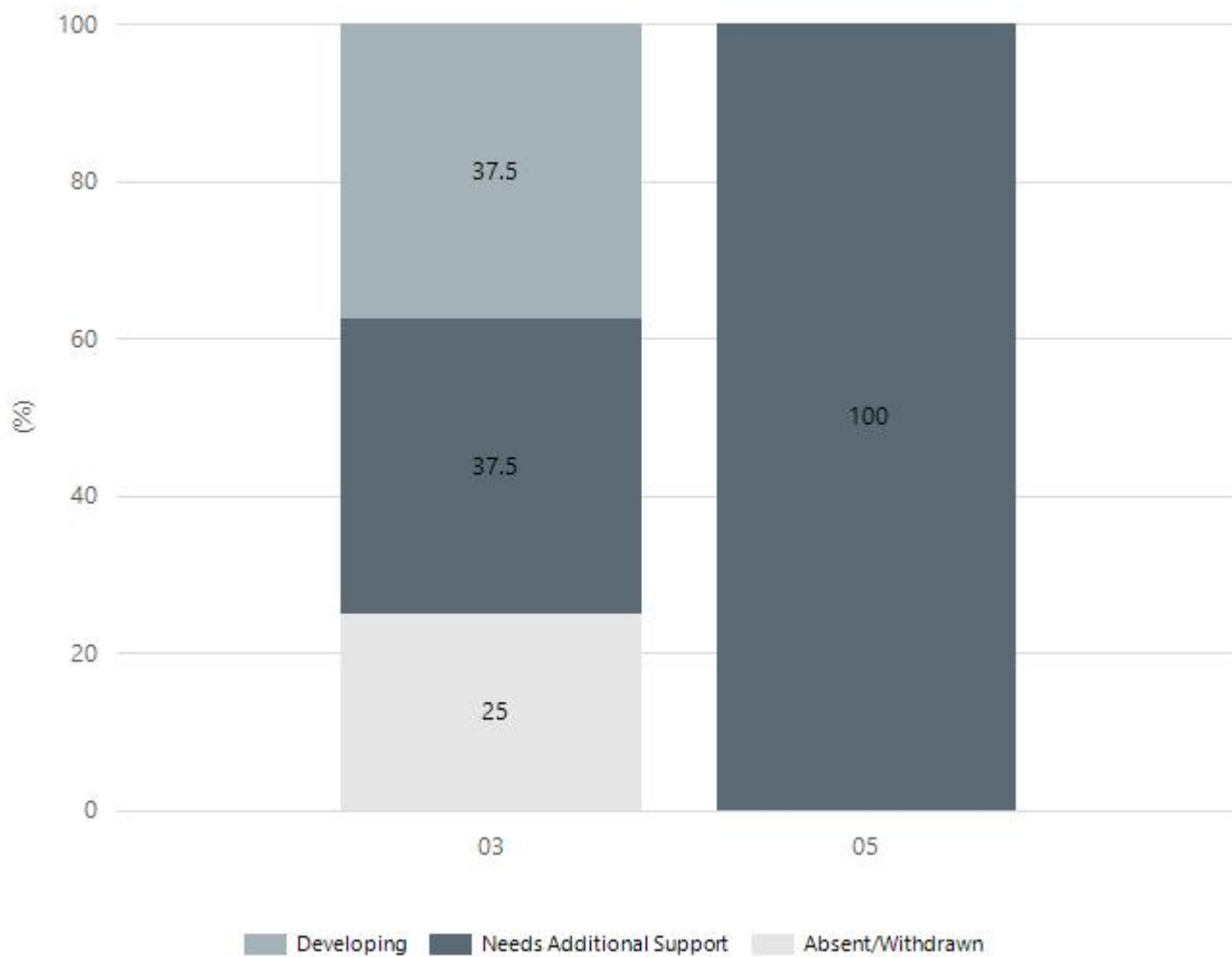
Numeracy



Year Level	03	05
Needs Additional Support	7	1
Absent/Withdrawn	1	
Total	8	1

Data Source: Department for Education Assessment Data Holdings, 2023. When there are less than six students in a cohort, no data is supplied. Only data for Aboriginal learners is displayed.

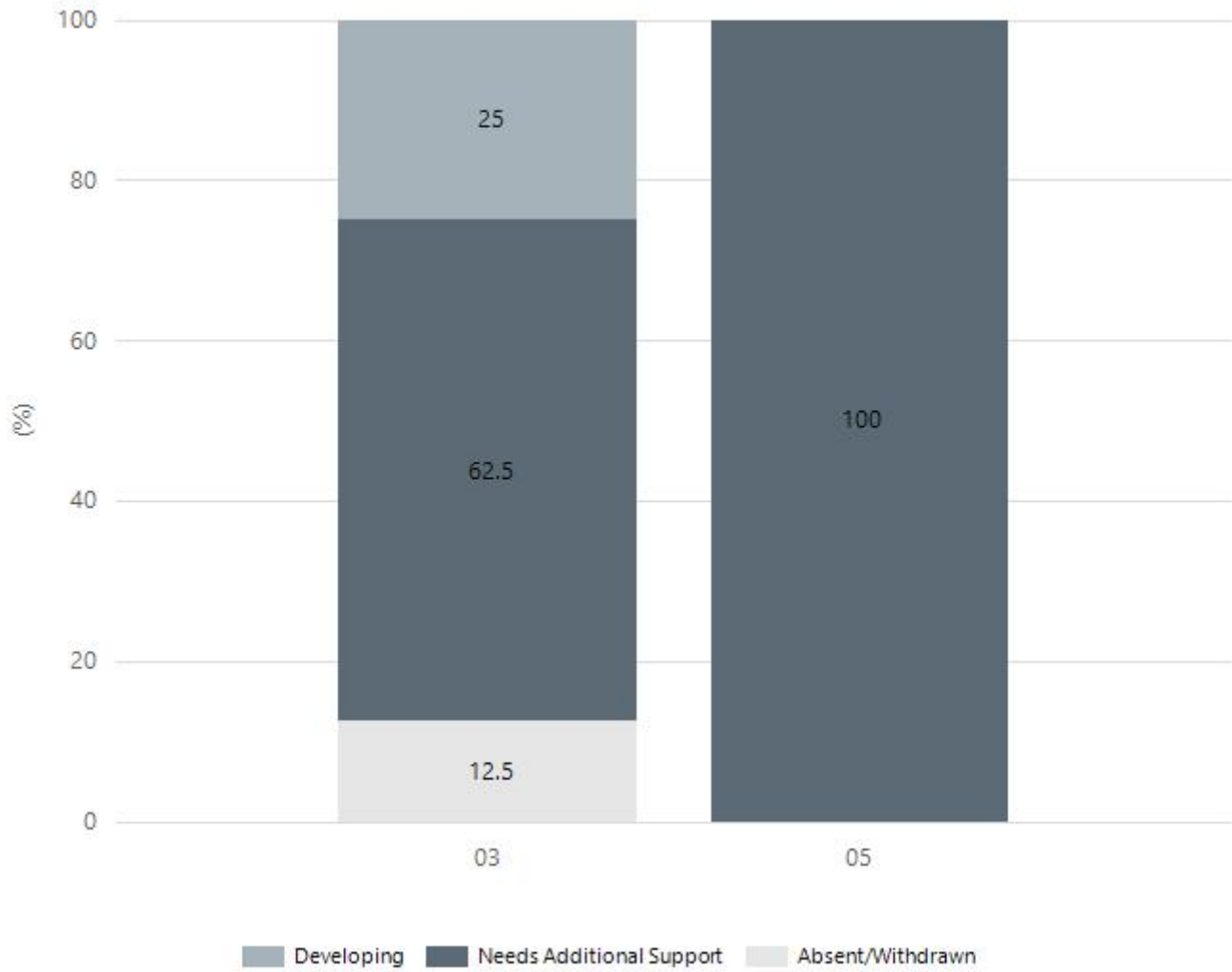
Reading



Year Level	03	05
Developing	3	
Needs Additional Support	3	1
Absent/Withdrawn	2	
Total	8	1

Data Source: Department for Education Assessment Data Holdings, 2023. When there are less than six students in a cohort, no data is supplied. Only data for Aboriginal learners is displayed.

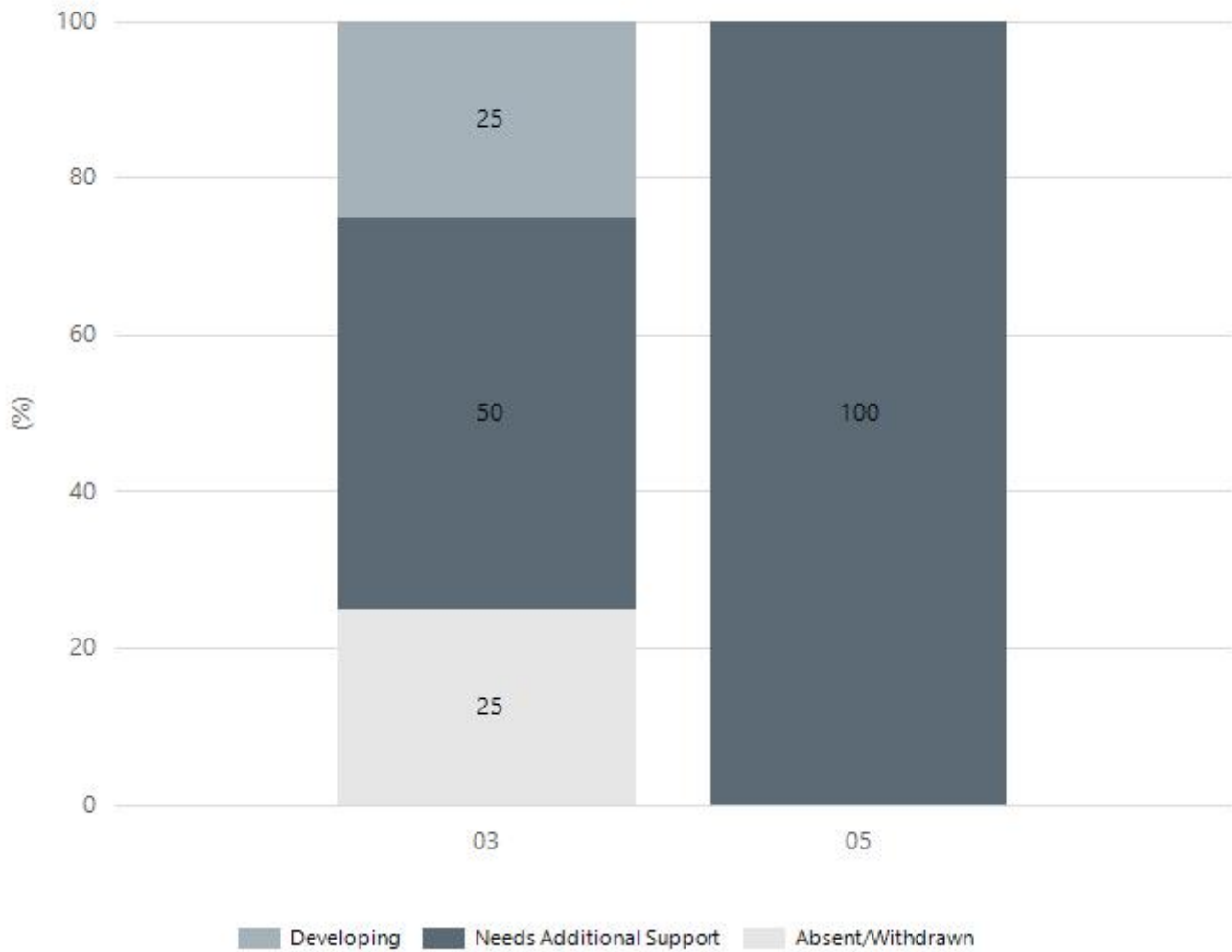
Writing



Year Level	03	05
Developing	2	
Needs Additional Support	5	1
Absent/Withdrawn	1	
Total	8	1

Data Source: Department for Education Assessment Data Holdings, 2023. When there are less than six students in a cohort, no data is supplied. Only data for Aboriginal learners is displayed.

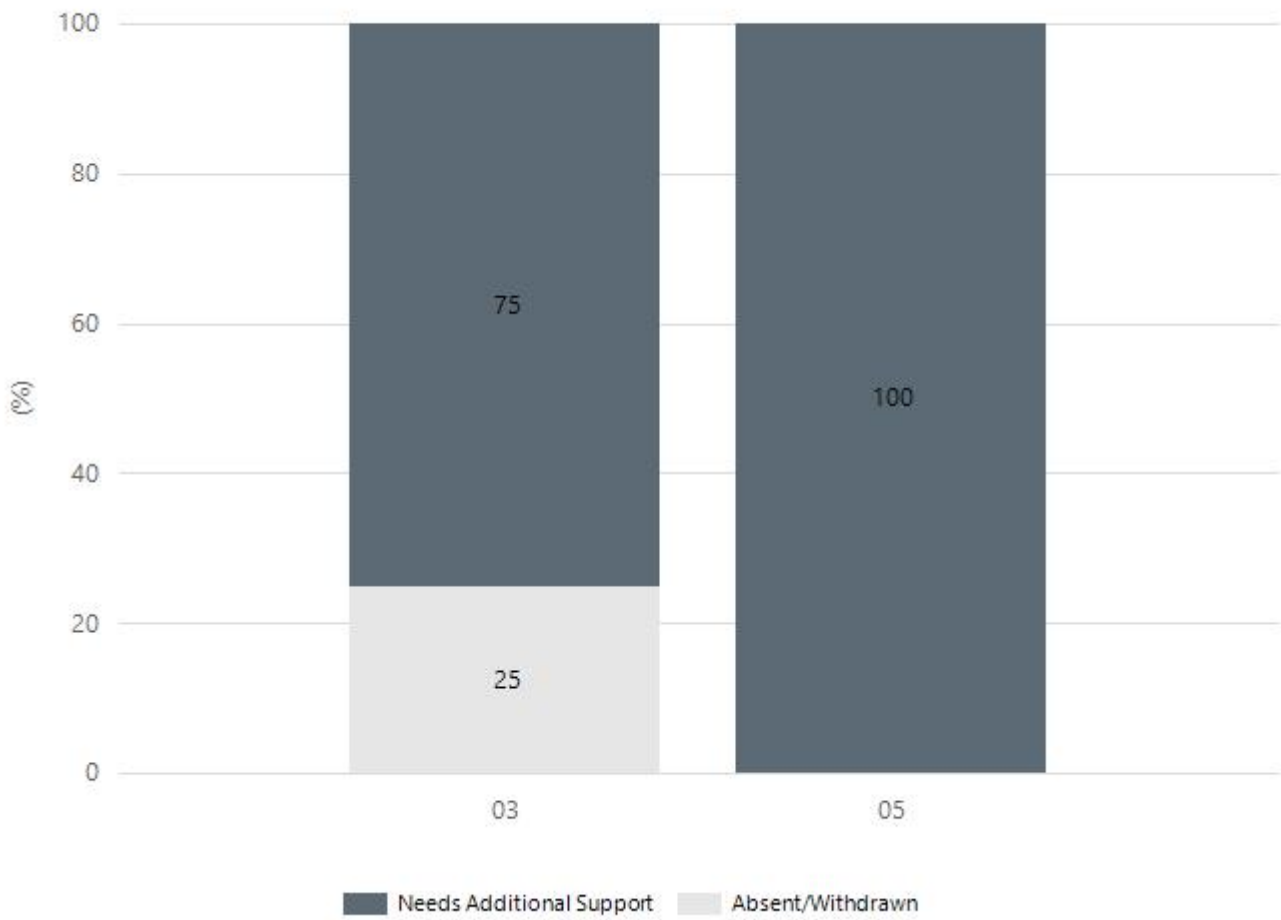
Grammar



Year Level	03	05
Developing	2	
Needs Additional Support	4	1
Absent/Withdrawn	2	
Total	8	1

Data Source: Department for Education Assessment Data Holdings, 2023. When there are less than six students in a cohort, no data is supplied. Only data for Aboriginal learners is displayed.

Spelling



Year Level	03	05
Needs Additional Support	6	1
Absent/Withdrawn	2	
Total	8	1

Data Source: Department for Education Assessment Data Holdings, 2023. When there are less than six students in a cohort, no data is supplied. Only data for Aboriginal learners is displayed.

School Attendance

Year Level	2021	2022	2023
Reception	60.2%	80.8%	50.3%
Year 01	61.2%	63.8%	79.9%
Year 02	71.2%	65.5%	55.4%
Year 03	60.5%	59.8%	58.9%
Year 04	69.0%	79.5%	67.0%
Year 05	64.8%	75.3%	60.3%
Year 06	60.2%	68.8%	74.8%
Year 07	69.4%		
Total	65.1%	69.1%	63.6%

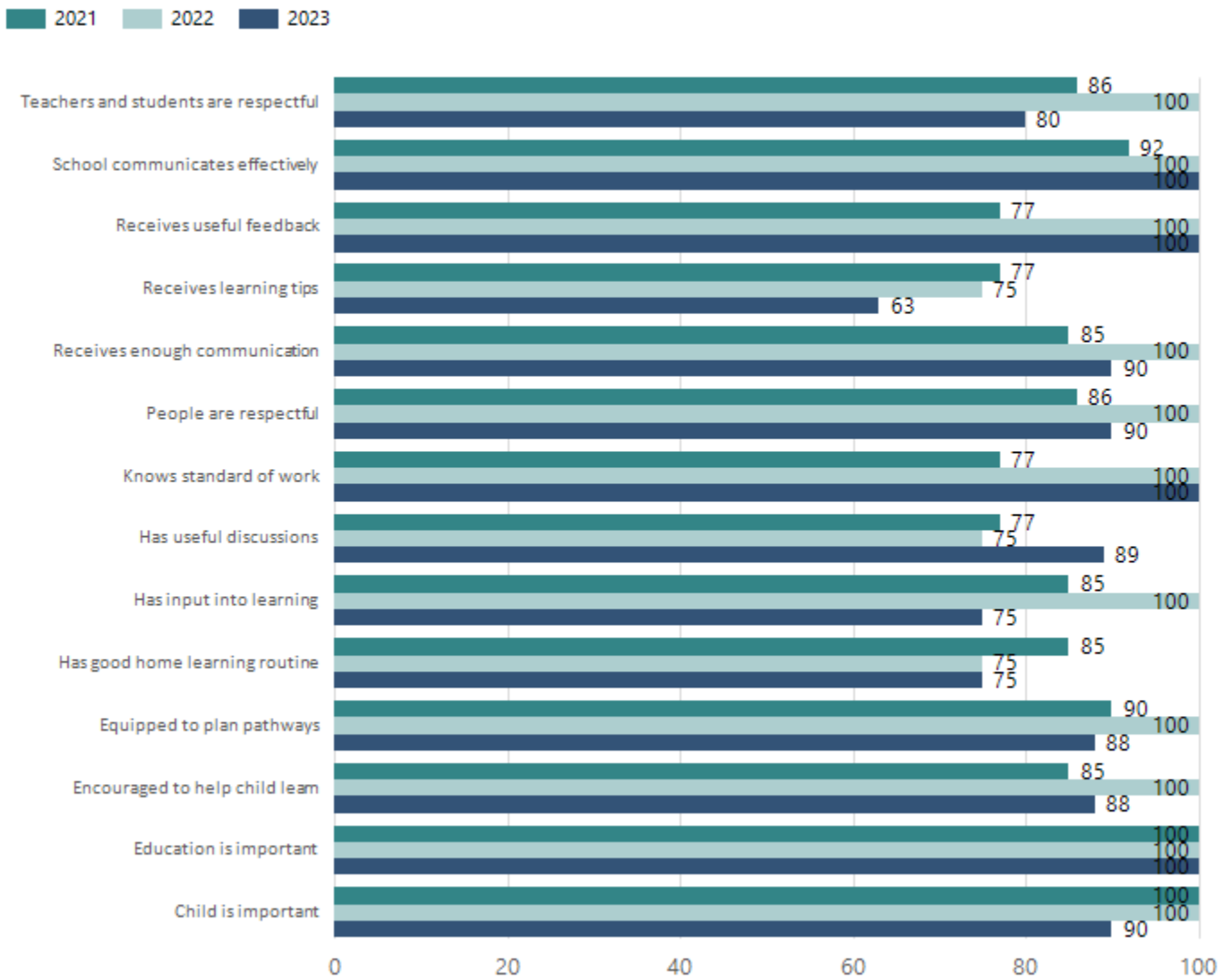
Data Source: Department for Education Attendance Data, Semester 1 Report 2023. A blank cell indicates there were no students enrolled. 'Primary Other' includes students enrolled in specialised education options. 'Secondary Other' includes students who have already spent a year at Year 12 and elected to undertake further study at Year 12.

Attendance Comment

In South Australia, all children and young people must be in school from 6 years to 16 years old. They must attend a government or non-government school full time. From age 16 to 17 however, young people must attend school or an approved learning program (such as an apprenticeship, traineeship, accredited course or university). Schools and parents must encourage and support students to come to school every day. Parents and caregivers must make sure their child is enrolled in a school, and attends school all day and everyday it is open, unless a child is sick or has an approved exemption. Teachers and leaders actively follow up when a student misses school, including recording all absences and non-attendance. All schools in South Australia have local attendance procedures governed under the Education and Children's Services Regulations 2020.

Parent Opinion Survey Results

Proportion of agree/strongly agree response(%)



Data Source: 2023 Department for Education Parent Opinions Survey, Term 3 2023.

Intended Destination

Leave Reason	Number	%
NG - ATTENDING NON-GOV SCHOOL IN SA	3	19.0%
PA - PARENTING/CARER	1	6.0%
TG - TRANSFERRED TO SA GOVERNMENT SCHOOL	12	75.0%

Data Source: Department for Education Destination Data Report, 2023. Data extract term 3 2023. Data shows recorded destinations for students that left the school in the previous year. Data is uploaded by schools in term 3 and may not reflect final or total figures at time of report creation.

Highest Qualifications held by the teaching workforce and workforce composition

All teachers at this school are qualified and registered with the SA Teachers Registration Board.

Qualification Level	Number of Qualifications
Bachelor's degrees or Diplomas	6
Postgraduate Qualifications	2

Data Source: Data extracted from Mandatory Workforce Information Collections as on the last pay date of June 2023. As self-reported by staff in the system.

Please note: Data includes staff who are Actively employed and on extended paid leave. Please note only the highest qualification of the Teaching staff is reported. Excludes any number of other certifications earned.

Workforce composition including indigenous staff

	Teaching Staff		Non-Teaching Staff	
	Indigenous	Non-Indigenous	Indigenous	Non-Indigenous
Full-Time Equivalents	0.0	7.7	1.2	4.4
Persons	0.0	8.0	2.0	7.0

Data Source: Data extracted from Mandatory Workforce Information Collection as on the last pay date of June 2023.

Please note: Data includes staff who are actively employed and on extended paid leave. "Indigenous category" is self-reported by staff in the system.

Financial Statement

Funding Source	Amount
Grants: State	1516477.22
Grants: Commonwealth	100188.79
Parent Contributions	14434.19
Fund Raising	0
Other	128304.97

Data Source: School supplied data.

Governing Council Report

At the first meeting, Tegan Bullock was elected as the Chairperson, Kirra Maidment Treasurer, and Natasha Mundy Secretary. We also had 2 members who joined, Sarah Casserly, and Chennelle Cook. At this meeting, the Principal explained the roles and responsibilities, purpose, and legal terms of Governing Council members. Although small in size we were able to begin, with the support of the Principal and Staff Rep, with the planning for future learning and community engagement at Lincoln Gardens. Throughout this year we as a Governing Council support the school with events such as sports Day and Open night by cooking and selling cakes and slices. We held a meeting twice per term, and at times we found it hard to reach a quorum. We continued to encourage people to attend to listen and have input into what happens or is happening in and around the school. We nominated Sandra Spencer for the Rowan Ramsey Award for her outstanding service over a number of years supporting students, staff, families, and the wider community. We also were successful in changing the school crossing to an Emu Crossing making it safer for everyone to cross the road. We hope to increase our Governing Council members and further contribute to and support the future of the school's development.